



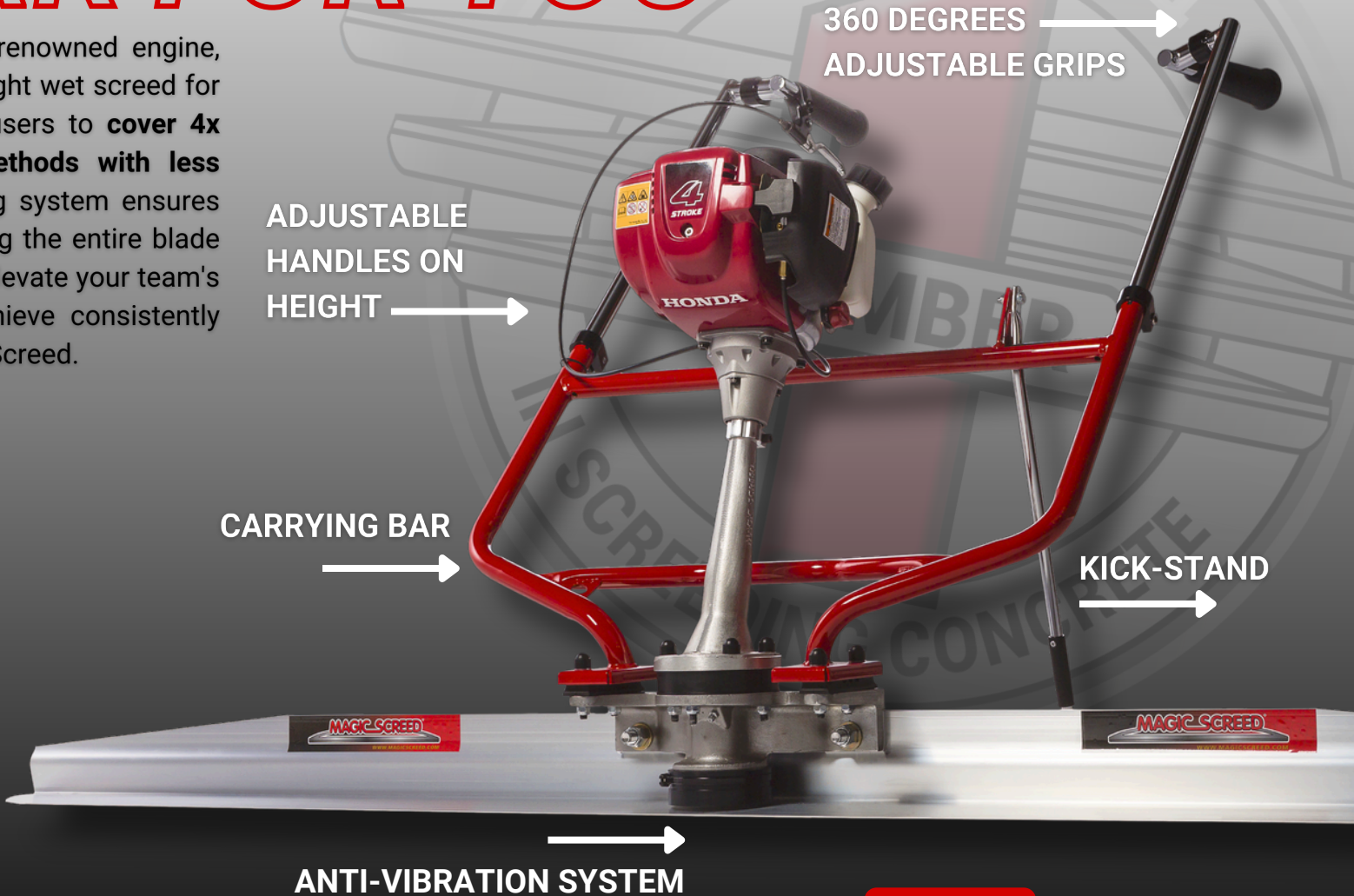
# HD7070 - HD7171

**GX35** POWERED by **HONDA**

# LET THE VIBRATION WORK FOR YOU

Powered by the industry's most renowned engine, this precision-engineered, lightweight wet screed for single-operator strike-off allows users to **cover 4x larger areas than traditional methods with less effort**. Its high-frequency vibrating system ensures uniform concrete distribution along the entire blade length and superior compaction. Elevate your team's concrete finishing game and achieve consistently high-quality floors with the Magic Screed.

CONVENTIONAL METHOD	MAGIC SCREED METHOD
	
4 WORKERS	1 WORKER
	
FOR 5,000 FT <sup>2</sup>	FOR 20,000 FT <sup>2</sup>



**WITH MAGIC SCREED, YOU INVEST IN  
QUALITY, PRODUCTIVITY, AND SIMPLICITY.**

    
#MYMAGICSCREED



**GET A QUOTE!**  
[MAGICSCREED.COM](http://MAGICSCREED.COM)

## SPECIFICATIONS

ENGINE	GX35 (35 CC) 4 STROKE OHC
HORSEPOWER	1.3 HP (1 KW)
WEIGHT	30 LBS (13.6 KG)
VIBRATION FREQUENCY	7500 RPM
CONSOLIDATION DEPTH	UP TO 6" / 15.24 CM

## MODEL PARTICULARITIES

HD7070	Handles adjustable on height and grips on 360 degrees
HD7171	Handles adjustable on height and grips on 360 degrees + <u>extra vibro-mounts</u>



# BLADE SYSTEM




**4 FT - 16 FT ALUMINUM BLADES  
ADAPTABLE FOR ALL JOBS**



## BLADES


2050	4 FT (1.22 M)	6.7 LB (3 KG)
2051	6 FT (1.8 M)	10.1 LB (4.6 KG)
2052	8 FT (2.44 M)	13.4 LB (6.1 KG)
2053	10 FT (3 M)	16.8 LB (7.63 KG)
2054	12 FT (3.66 M)	20.2 LB (9.16 KG)
2055	14 FT (4.27 M)	23.5 LB (10.68 KG)
2056	16 FT (4.88 M)	26.9 LB (11.77 KG)



ANGLED CUTTING  
EDGE PREVENTS  
CONCRETE  
ACCUMULATION BY  
ROLLING BACK THE  
EXCESS.



ROUND EDGES FOR  
EASY NAVIGATION  
AROUND  
OBSTACLES



INTERCHANGEABLE  
BETWEEN MODELS  
IN 2 MINUTES



  
 #MYMAGICSCREED



GET A QUOTE!

MAGICSCREED.COM